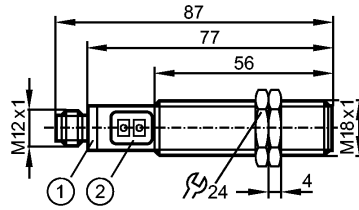


KG5065

KG-3120NFAKGP2T/US

Capacitive sensors



- 1: LED ring
- 2: Programming buttons



Product characteristics

Capacitive sensor
Plastic thread M18 x 1
Quick disconnect
Teach function
Electronic lock
Automatic load detection PNP/NPN
Sensing range 12 mm; [nf] non-flush mountable

Electrical data

Electrical design	DC PNP/NPN
Automatic load detection PNP/NPN	when using a resistive load < 20 kΩ
Operating voltage [V]	10...36 DC
Current consumption [mA]	< 20
Protection class	II
Reverse polarity protection	yes

Outputs

Output function	normally open / closed programmable
Voltage drop [V]	< 2.5
Current rating [mA]	200
Short-circuit protection	yes (non-latching)
Overload protection	yes
Switching frequency [Hz]	10

Monitoring range

Sensing range [mm]	12
--------------------	----

Accuracy / deviations

Hysteresis [% of Sr]	1...15
Switch-point drift [% of Sr]	-20...20

Interfaces

IO-Link Device	
Transfer type	COM1 (4.8 kBaud)
IO-Link revision	1.1
SDCI standard	IEC 61131-9 CDV
IO-Link Device ID	387d / 000183h
Profiles	Smart Sensor
SIO mode	yes

KG5065

KG-3120NFAKGP2T/US

Capacitive sensors

Min. process cycle time	[ms]	101
-------------------------	------	-----

Environment

Ambient temperature	[°C]	-25...80, temperature of the sensing face -25...110 °C
Protection		IP 65 / IP 67

Tests / approvals

EMC	EN 61000-4-2 ESD: EN 61000-4-3 HF radiated: EN 61000-4-4 Burst: EN 61000-4-6 HF conducted: EN 55011:	8 kV AD 10 V/m 2 kV 3 V class B
Vibration resistance	EN 60068-2-6 Fc	(10...55 Hz) / 1 mm amplitude, vibration duration 5 min., 30 min. per axis with resonance or 55 Hz
Shock resistance	EN 60068-2-27 Ea	30 g 6 shocks / 11 ms half-sine (x,y,z)
MTTF	[Years]	566

Mechanical data

Mounting		non-flush mountable
Housing materials		housing: PBT; connector: PC; buttons: TPE-U
Weight	[kg]	0.059

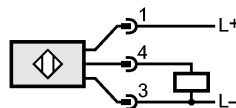
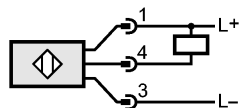
Displays / operating elements

Output status indication	LED	yellow
--------------------------	-----	--------

Electrical connection

Connection		M12 connector
------------	--	---------------

Wiring



4: OUT / IO-Link
Automatic load detection PNP/NPN
when using a resistive load < 20 kΩ

Accessories

Accessories (included)		2 lock nuts
------------------------	--	-------------

Remarks

Pack quantity	[piece]	1
---------------	---------	---