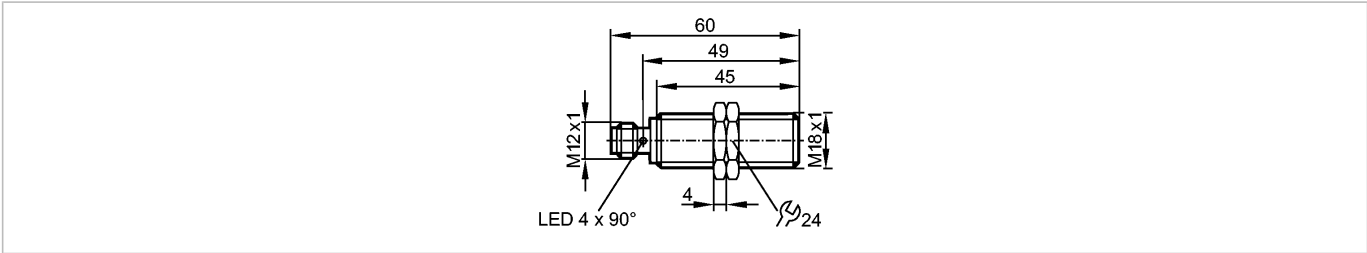


IGS240

IGK3008BAPKG/US-104

Inductive sensors



Product characteristics

Inductive sensor
Metal thread M18 x 1
Quick disconnect
Increased sensing range
gold-plated contacts
Sensing range 8 mm; [f] flush mountable

Electrical data

Electrical design	DC PNP
Operating voltage [V]	10...30 DC; cULus - Class 2 source required
Current consumption [mA]	< 10
Protection class	III
Reverse polarity protection	yes

Outputs

Output function	normally closed
Voltage drop [V]	< 2.5
Current rating [mA]	100
Short-circuit protection	yes
Overload protection	yes
Switching frequency [Hz]	400

Monitoring range

Sensing range [mm]	8
Real sensing range (Sr) [mm]	8 ± 10 %
Operating distance [mm]	0...6.48

Accuracy / deviations

Correction factors	mild steel = 1 / stainless steel approx. 0.7 / brass approx. 0.5 / aluminium approx. 0.4 / copper approx. 0.3
Hysteresis [% of Sr]	3...15
Switch-point drift [% of Sr]	-10...10

Environment

Ambient temperature [°C]	-40...85
Protection	IP 65 / IP 66 / IP 67 / IP 68 / IP 69K

Tests / approvals

EMC	EN 61000-4-2 ESD: 4 kV CD / 8 kV AD EN 61000-4-3 HF radiated: 10 V/m EN 61000-4-4 Burst: 2 kV EN 61000-4-6 HF conducted: 10 V EN 55011: class B
-----	---

IGS240

IGK3008BAPKG/US-104

Inductive sensors

Vibration resistance		20 g (10...3000 Hz) / 50 cycles per frequency, 1 octave per minute in each of 3 mutually perpendicular axes
	EN 60068-2-6 Fc	
Shock resistance		100 g (11 ms half sine; 3 shocks in each direction along the three coordinate axes)
	EN 60068-2-27 Ea	
Continuous shock resistance		40 g (6 ms; 4000 shocks in each direction along the three coordinate axes)
	EN 60068-2-29 Eb	
Fast temperature changes		TA = -40°C; TB = 85°C; t1 = 30 min; t2 = < 10 s; 50 cycles
	EN 60068-2-14 Na	
Salt spray test		severity level 5 (4 test cycles)
	EN 60068-2-52 Kb	
MTTF	[Years]	1570
UL approval number		A001

Mechanical data

Mounting		flush mountable
Housing materials		brass white bronze coated; active face: PBT orange; LED window: PEI; lock nuts: brass white bronze coated
Weight	[kg]	0.051

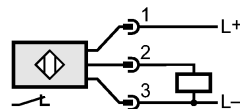
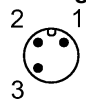
Displays / operating elements

Output status indication	LED	4 x yellow
--------------------------	-----	------------

Electrical connection

Connection		M12 connector; gold-plated contacts
------------	--	-------------------------------------

Wiring



Accessories

Accessories (included)		2 lock nuts
------------------------	--	-------------

Remarks

Pack quantity	[piece]	1
---------------	---------	---